




PAZHASSIRAJA COLLEGE

Pulpally, Wayanad, Kerala, India, 673579
Government Aided & Affiliated to the University of Calicut
Reaccredited by NAAC with A+ Grade



CRITERION 2



TEACHING, LEARNING AND EVALUATION

2.6.3

FINAL YEAR STUDENTS RESULT

AQAR
Submitted to
National Assessment and Accreditation Council

IQAC 2022-23



PAZHASSIRAJA COLLEGE
DEPARTMENT OF HISTORY

RESULT ANALYSIS- 2022-23

PROGRAMME	No. of Students Registered	No. of Students Passed	GRADE					Pass Percentage
			A +	A	B+	B	C	
BA HISTORY	39	20	0	4	10	5	1	51%

1. RESULT ANALYSIS- 2022-23 (CHART A)

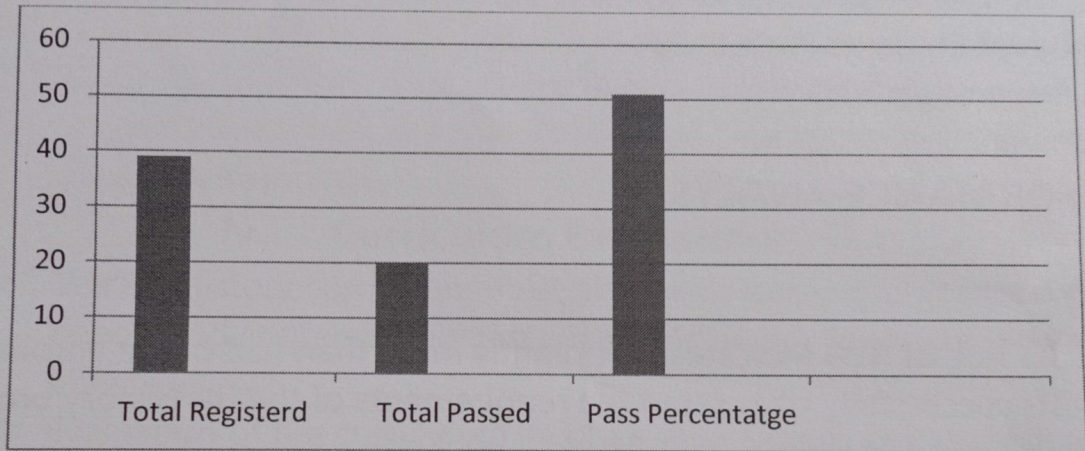
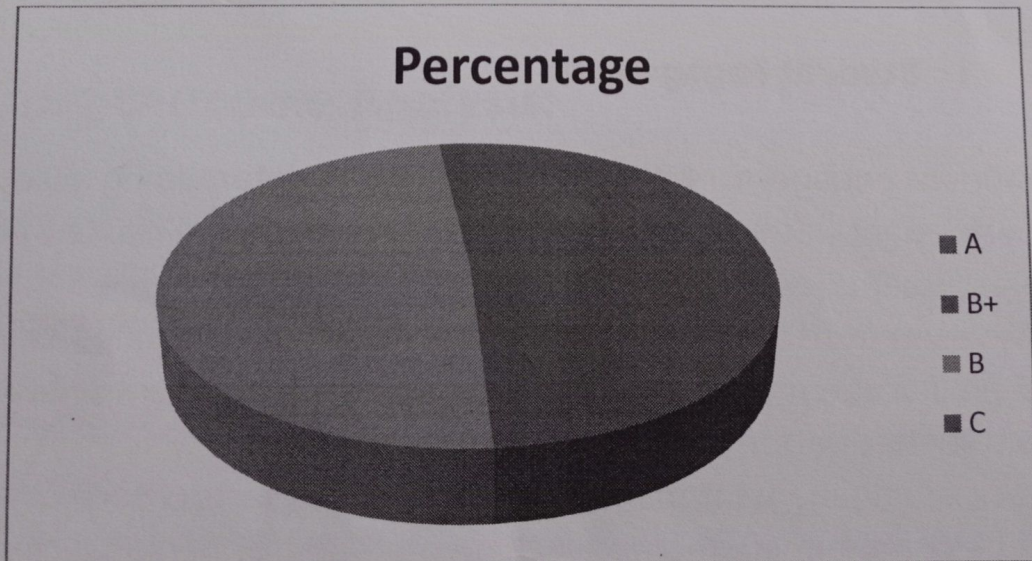


CHART A

2. DISTRIBUTION OF GRADES (CHART B)



Dr. Jasy M

PAZHASSIRAJA COLLEGE

DEPARTMENT OF HISTORY

Analysis of Students' Performance and Learning Outcome- 2022-23

Introduction: The report aims to analyze the students' performance and learning outcomes based on the results obtained during this period.

Enrollment and Pass Rate: 2020-23 Batch

- Total Number of Students Registered: 39
- Number of Students Passed: 20
- Pass Percentage: 51%

1. PERFORMANCE ANALYSIS:

PASS RATE:

- a. The pass rate of 51% indicates that slightly more than half of the enrolled students successfully completed the requirements of the BA History program during the academic year 2022-23.

2. Factors Influencing Performance:

i. Student Engagement:

- b. Student engagement plays a pivotal role in determining academic performance. It encompasses active participation in classes, completion of assignments, and involvement in extracurricular activities.
- c. Assessment of the level of student engagement indicates its impact on overall academic success. Higher levels of engagement typically correlate with better performance.
- d. Lack of engagement may result from various factors such as disinterest in subject matter, ineffective teaching methods, or personal challenges faced by students.

ii. Teaching Methodologies:

- a. The effectiveness of teaching methodologies significantly influences student learning outcomes. Different approaches, such as lectures,

PAZHASSIRAJA COLLEGE

DEPARTMENT OF HISTORY

discussions, or interactive activities, may impact student engagement and comprehension differently.

- b. Evaluation of teaching methodologies involves assessing their ability to facilitate student understanding, critical thinking, and retention of course material.
- c. Effective teaching methods foster active learning, promote student involvement, and cater to diverse learning styles, ultimately contributing to improved academic performance.

iii. Academic Support:

- d. Accessibility and availability of academic support services are essential for addressing students' academic needs and challenges.
- e. Evaluation of academic support services includes assessing the provision of tutoring, mentoring, counseling, and other forms of assistance.
- f. Adequate academic support enhances students' ability to overcome academic obstacles, seek clarification on course content, and improve their overall performance.

iv. Curriculum Evaluation:

- The BA History curriculum must align with learning objectives, student needs, and contemporary historical scholarship to ensure relevance and effectiveness.
- Evaluation of the curriculum involves assessing its comprehensiveness, coherence, and alignment with academic standards.
- A review of the curriculum identifies areas for improvement, such as updating course content, integrating new methodologies, or addressing emerging historical themes and perspectives.
-

3. Learning Outcome Analysis:

a. Academic Achievement:

- a. Evaluate the academic achievements of students in terms of grades obtained and courses completed successfully.
- b. Identify areas of strength and weakness in student performance across different subjects within the History program.

b. Skills Development:

- c. Assess the acquisition of critical thinking, analytical, and research skills among students through their coursework and assessments.
- d. Evaluate the application of historical knowledge in practical contexts such as research projects or internships.


PAZHASSIRAJA COLLEGE


DEPARTMENT OF HISTORY

To improve academic outcomes, recommendations include strengthening weak areas, enhancing teaching practices, providing support services, and conducting a comprehensive curriculum review. Continuous monitoring and feedback mechanisms are crucial for ongoing improvement.

By addressing identified weaknesses and building upon strengths, the Department of History can work towards ensuring a higher level of academic success and fulfillment of learning objectives in the BA History program.




PRINCIPAL IN-CHARGE
PAZHASSIRAJA COLLEGE
PULPALLY - 673579


Dr. Jasy Manu

2.6

BSc 3rd SEMESTER RESULT ANALYSIS (2020 - 2023 BATCH)

DEPARTMENT OF BIOCHEMISTRY


S.NO	NAME	REGISTER NUMBER	GRADE
1.	ANAGHA VARKEY	PZAUSBC001	B+
2.	ARYA A S	PZAUSBC002	B+
3.	NIHALA NASRIN K	PZAUSBC003	B
4.	RAVEENA K R	PZAUSBC004	B
5.	SAJLA SHERIN	PZAUSBC005	B+
6.	SANA FATHIMA	PZAUSBC006	B+
7.	SHIFUANA THAHANI	PZAUSBC007	P
8.	ARJUN SHAJI	PZAUSBC008	C
9.	ABHINANDHANA VJAYAN	PZAUSBC009	-
10.	ADITHYA SHIBU	PZAUSBC010	-
11.	AMALENDHU K S	PZAUSBC011	B+
12.	ANJANA KRISHINA	PZAUSBC012	B+
13.	ASBITHA S	PZAUSBC013	B+
14.	ASWATHY RAVEENDR	PZAUSBC014	B
15.	SANIYA SJI	PZAUSBC015	-
16.	SAVITHA M S	PZAUSBC016	A
17.	ABHI K NATH	PZAUSBC017	B+
18.	AJIN JOSE	PZAUSBC018	A
19.	AKSHAY VJAYAN	PZAUSBC019	B
20.	ALBIN SHAJU	PZAUSBC020	C
21.	ANAND JITH	PZAUSBC021	C
22.	ARJUN VINOD	PZAUSBC022	C

PASS PERCENTAGE: 86%

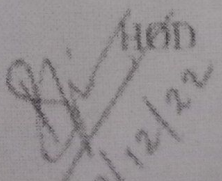
TOTAL NO. OF STUDENTS APPEARED FOR EXAM: 22

TOTAL NO. OF STUDENTS PASSED: 19

A GRADE: 2 B+ GRADE: 8 B GRADE: 4 C GRADE: 4 P: 1 F: 3


CLASS IN-CHARGE




22/12/22
Head
Dept of Biochemistry
Palnassi College

Result Analysis

M.Sc Biochemistry-2021-23 Batch


PROGRAMME	TOTAL REGISTERED	TOTAL PASSED	GRADES								PASS PERCENTAGE
			O	A+	A	B+	B	C	P	F	
MSc Biochemistry	12	11									92%
				+		+					
				8	3					1	


Sl.No.	Name	Grade
1.	ALISHA JOSEPH	A
2.	ARJUN K	F
3.	BISMA MUHAMMED	A+
4.	CHANDRALEKHA	A+
5.	HIMA MOHAN T	A+
6.	KHADEEJATH SHAIHINA	A+
7.	MUBEENA MOOSA C	A+
8.	NANDANA A S	A
9.	POOJA T	A
10.	SAYANA V	
11.	SAYASREE N V	A+
12.	SHAMNA MUSTAFA	A+

HOD

DIRECTOR(SF)

PRINCIPAL

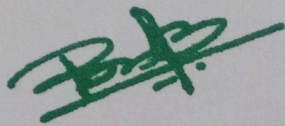

 Dept. of Biochemistry
 Pothassiraja College
 Pulpally-Wayanad






RESULT ANALYSIS

PROGRAMME	Total No students Appeared for the exam	No of students Passed	Percentage
BA JMC	25	17	68%
MA JMC	18	18	100%



Principal
Pazhassi Raja College
Pulpally, Pin: 673579

Average pass percentage for the academic year 2022-2023

Programme	Total registered	Total passed	Grade							Pass Percentage	
			O	A+	A	B+	B	C	D		E
III BSc	22	17	-	-	6	7	3	-	-	6	72.72%
II PG	12	12	6	6							100



Depty of Biochemistry
Pozhassiraja College
Pulpally-Wayanad




RESULT ANALYSIS

BVoc Agriculture


2020-2023 batch


SL NO	NAME	REG NO	PASS/FAIL	GRADE
1	ADHEENA KS	PZAUBVU001	PASS	B
2	AMRUTHA NK	PZAUBVU002	PASS	B
3	ANJANA MD	PZAUBVU003	PASS	B
4	ANUSREE M	PZAUBVU004	PASS	B
5	ATHIRA M	PZAUBVU005	FAIL	-
6	CHEIMBAKAM	PZAUBVU006	PASS	B
7	CP RANA	PZAUBVU007	PASS	A
8	DILRUBA M	PZAUBVU008	PASS	B
9	FATHIMA SHIFA	PZAUBVU009	PASS	B
10	GAYATHRI RL	PZAUBVU010	PASS	A
11	HAR PRIYA PH	PZAUBVU011	FAIL	-
12	HRIDYA T	PZAUBVU012	PASS	A
13	ISHANEE	PZAUBVU013	FAIL	-
14	LAKSHMI PRIYA M	PZAUBVU014	PASS	C
15	LINU SEBASTIAN	PZAUBVU015	PASS	A
16	SANIKA KP	PZAUBVU017	PASS	B
17	SHAMILA KS	PZAUBVU018	PASS	B
18	SREESHMA AR	PZAUBVU019	PASS	A
19	SREESHIKHA P	PZAUBVU020	PASS	B
20	SWATHI LAKSHMI KS	PZAUBVU021	PASS	C
21	ABHINAV VR	PZAUBVU022	PASS	C
22	ABHISHEK A	PZAUBVU023	PASS	B
23	ADARSH VK	PZAUBVU024	FAIL	-
24	AMAL PJ	PZAUBVU026	FAIL	-
25	ARJUN P	PZAUBVU028	FAIL	-
26	DHIJITH CP	PZAUBVU029	PASS	A
27	FASAL K	PZAUBVU030	PASS	B
28	MUHAMMED AFSAL	PZAUBVU031	FAIL	-
29	MUHAMMED JAVID MK	PZAUBVU032	PASS	B
30	MUHAMMED MUHSIN PP	PZAUBVU033	PASS	B
31	MUHAMMED RIJAS	PZAUBVU034	FAIL	-
32	NIHAL BANNA P	PZAUBVU035	PASS	B
33	RIBIN BABU K	PZAUBVU036	FAIL	-
34	SANADIN NC	PZAUBVU037	PASS	C
35	SIDHARTH MOHAN	PZAUBVU039	PASS	A
36	SUJITH SURESH	PZAUBVU040	PASS	A

TOTAL NUMBER OF STUDENTS ATTENDED = 36

NUMBER OF PASSED = 27

PASS PERCENTAGE = 75%


Assistant Professor & Head
(Agriculture)



Principal
Pazhassi Raja College
Pulpally, Pin: 673

PAZHASSIRAJA COLLEGE PULPALLY

MA ECONOMICS

RESULT ANALYSIS 2021-2023 BATCH

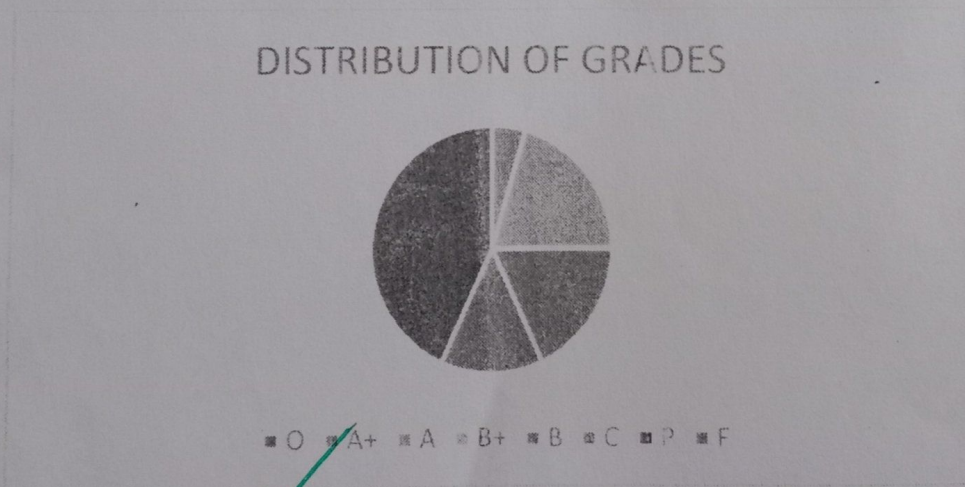
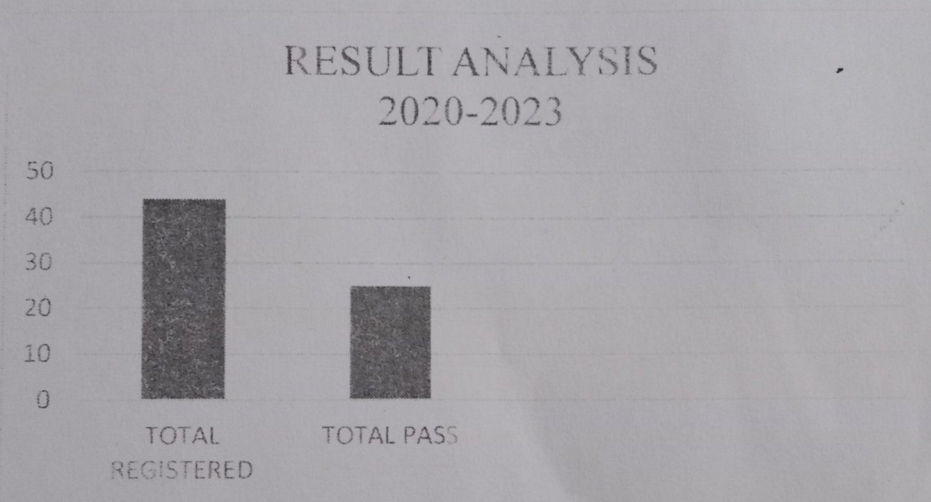
PROGRAMME	TOTAL REGISTERED	TOTAL PASSED	GRADES								PASS PERCENTAGE
			O	A+	A	B+	B	C	P	F	
M. A ECONOMICS	8	7		1	5	1				1	87.5



Principai
Pazhassi Reja College
Pulpally. Pin: 673579

DEPARTMENT OF ECONOMICS
PAZHASSIRAJA COLLEGE PULPALLY
RESULT ANALYSIS 2020-2023 BATCH

PROGRAMME	TOTAL REGISTERED	TOTAL PASSED	GRADES							PASS PERCENTAGE	
			O	A+	A	B+	B	C	P		F
BA ECONOMICS	44	25			2	9	8	6		19	56



(Signature)
Principals
Pazhassi Raja College
Pulpally. Pin: 673579

Dr. SILVI T.S.
 Head, Dept. of Economics
 Pazhassiraja College
 Pulpally, Wayanad-673 579




PAZHASSIRAJA COLLEGE, PULPALLY


DEPARTMENT OF COMMERCE


RESULT ANALYSIS 2020-23 BATCH

O	A+	A	B+	B	C	P	F
			4	11	1		21

TOTAL STRENGHT	TOTAL PASS	TOTAL FAIL	PASS PERCENTAGE
37	16	21	43.24%

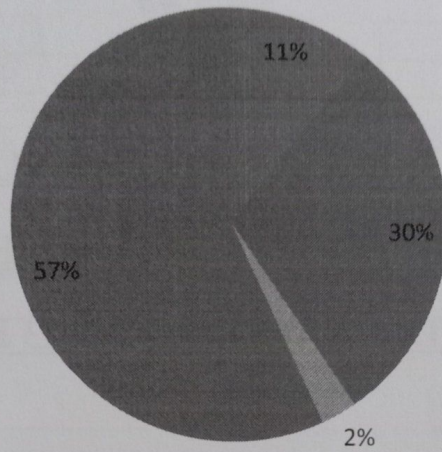



Principal
Pazhassi Reja College
Pulpally, Pin: 673579

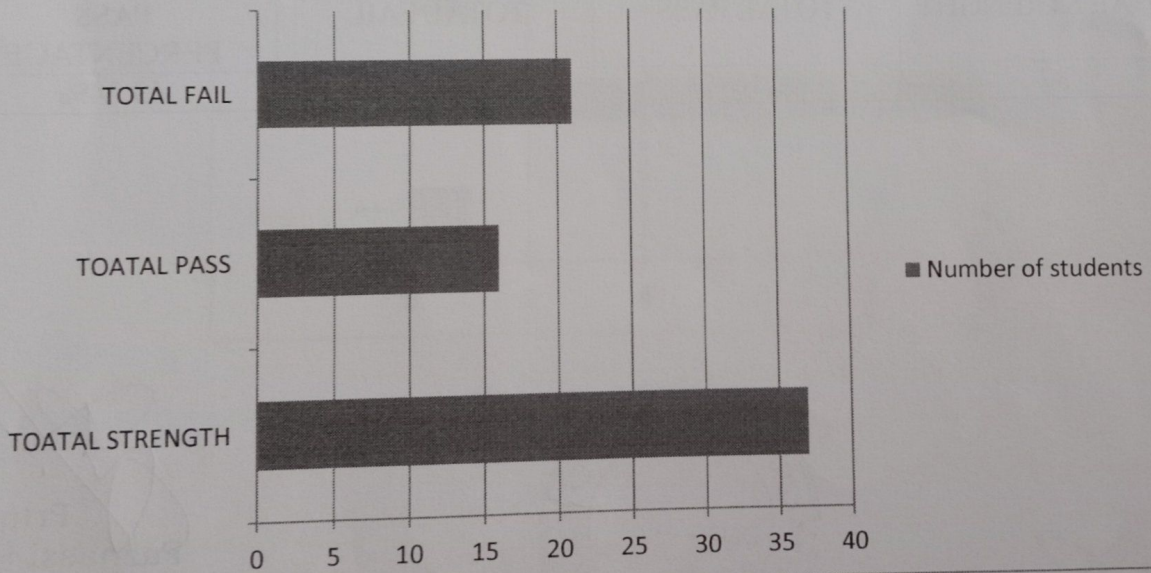

HOD, Commerce

GRADE DISTRIBUTION


■ B+ ■ B ■ C ■ F



Number of students



[Handwritten signature]
HOD, Commerce



[Handwritten signature]
Principals
Pazhassi Raja College
Pulpally, Pin: 673511

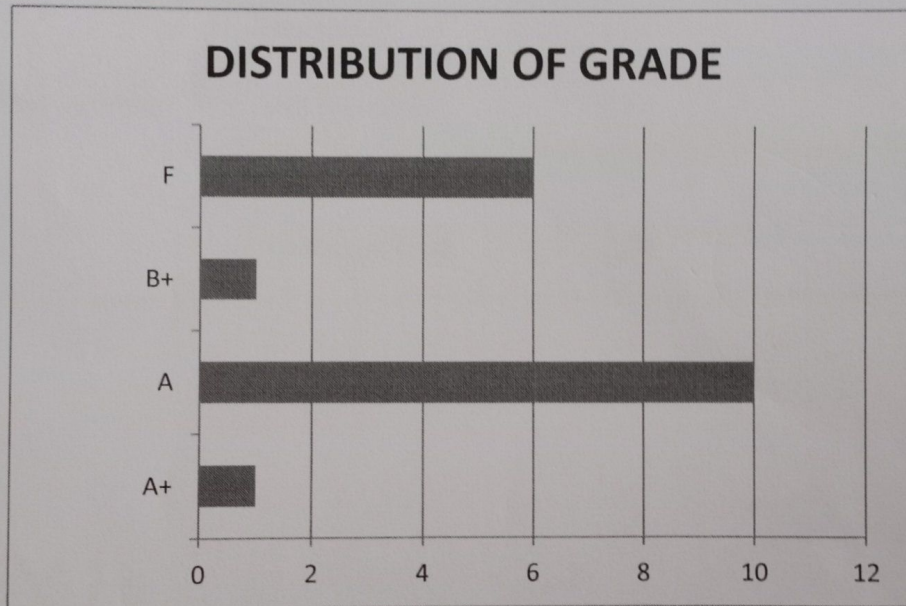
PAZHASSIRAJA COLLEGE PULPALLY

DEPARTMENT OF COMMERCE


RESULT ANALYSIS 2021- 2023 BATCH

<u>O</u>	<u>A+</u>	<u>A</u>	<u>B+</u>	<u>B</u>	<u>C</u>	<u>P</u>	<u>F</u>
	<u>1</u>	<u>10</u>	<u>1</u>				<u>6</u>

<u>TOTAL STRENGTH</u>	<u>TOTAL PASS</u>	<u>TOTAL FAIL</u>	<u>PASS PERCENTAGE</u>
<u>18</u>	<u>12</u>	<u>6</u>	<u>67%</u>



[Handwritten Signature]
HOD, Commerce




[Handwritten Signature]
Principal
Pazhassi Raja College
Pulpally, Pin: 673577

PAZHASSIRAJA COLLEGE, PULPALLY

DEPARTMENT OF MICROBIOLOGY

List of Toppers- (2022-2023)

SI.NO	PROGRAMME	NAME	POSITION
1	B.Sc Microbiology	Drishya Madhusoodanan	I
		Jomol K J	II
		Dayana T	III
2.	M. Sc. Microbiology	Aswathi. AA	I
		Mirna Parhana	II
		Aiswarya Gopi	III



PRINCIPAL IN- CHARGE
PAZHASSIRAJA COLLEGE
PULPALLY - 673579

Toppers and Rank Holders List

Department of Biochemistry 2022-2023

BSc Biochemistry

Sl.No	Year of Result	Name of the Topper	Grade/Percentage/Rank
1	2022-2023	Sajla Sherin	A+
2	2022-2023	Amalendhu K.S	A

MSc Biochemistry

Sl.No	Year of Result	Name of the Topper	Grade/Percentage/Rank
1	2022-2023	Bisma Muhammed	4 th rank
2	2022-2023	Shamna Mustafa	5 th rank
3	2022-2023	Mubeena Moosa C	6 th rank
4	2022-2023	Sayasree NV	7 th rank



Dept. of Biochemistry
Pazhassiraja College
Pulpally - Wavonad

PAZHASSIRAJA COLLEGE, PULPALLY

Department of Microbiology

Programme outcome 2022-2023


UG Microbiology Programme outcome

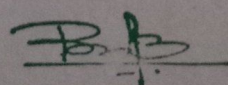
PROGRAMME	TOTAL REGISTERED	TOTAL PASSED	GRADES							PASS PERCENTAGE
			A+	A	B+	B	C	P	F	
B.Sc Microbiology	28	21	2	5	11	3	0	0	7	75%

PG Microbiology programme outcome

Programme	Total Registered	Total passed	Total Pass Percentage	O	A+	A	B+	B	C	P	F
MSc. Microbiology	16	15	93.75%	-	7	5	1	-	-	-	1

The result analysis was based on internal and external assessment. The scheme of evaluation of for internal and external assessment for UG and PG programme is enclosed for evaluation. Model question papers for UG and PG programme is also attached. As per evaluation of the present result the pass percentage is above 75% FOR UG and 93% for PG. To uplift the average students need to provide assessment scheme such as syllabus revision and question paper discussion and examination system.




 PRINCIPAL IN-CHARGE
 PAZHASSIRAJA COLLEGE
 PULPALLY - 673579