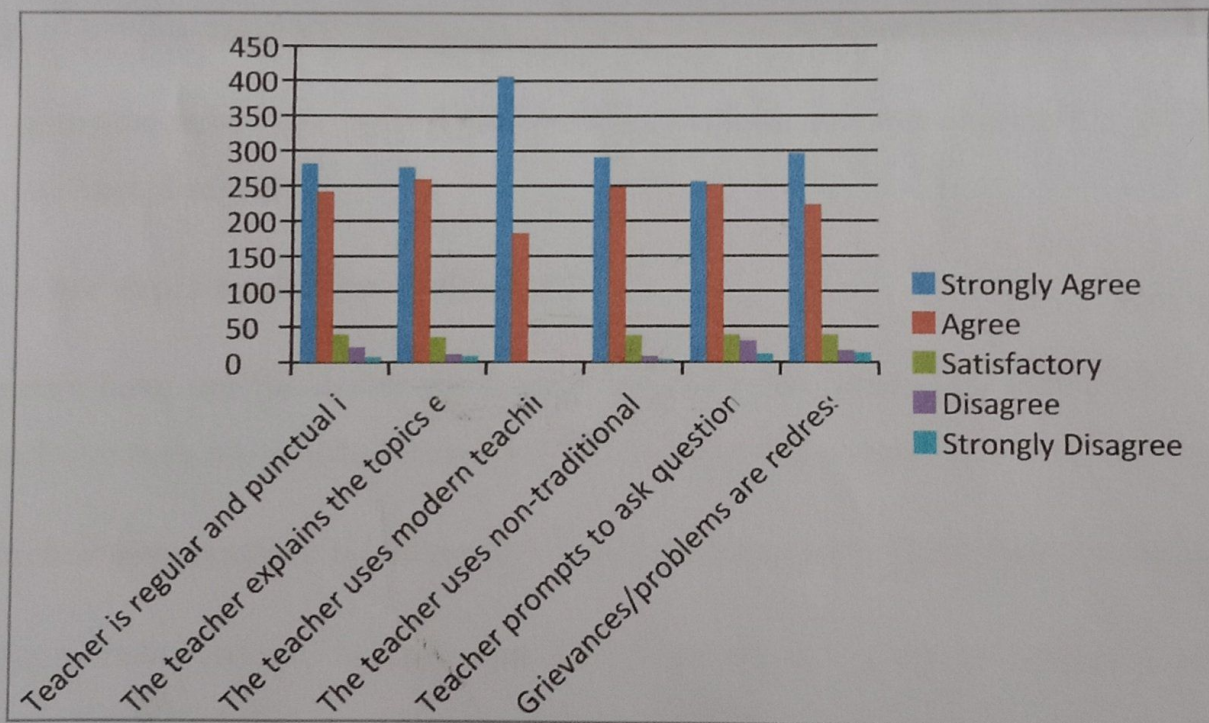


**PAZHASSIRAJA COLLEGE  
PULPALLY  
STUDENTS SATISFACTION  
SURVEY  
2022-23**

Pazhassiraja College, Pulpally has conducted student satisfaction survey to evaluate students expectation has met with facilities provided by college. Mainly two areas were analysed namely, academics and infrastructure facilities. Along with that we also checked student's requirements for further improvement of our institution. Data have been collected from 589 students who are studying in various departments of our college. The results from the analysis have been given below.

**Graph no. 1**

**Graph showing student's feedback on academic related matters**



	Agree				Disagree
Teacher is regular and punctual in class	281	241	39	21	7
The teacher explains the topics efficiently	276	259	35	11	8
The teacher uses modern teaching aids/gadgets, handouts, ppts, web resources, etc.	407	182	0	0	0
The teacher uses non-traditional methods of evaluation like quiz, seminars, assignments, classroom presentations/participation (or any other method).	291	247	38	9	4
Teacher prompts to ask questions.	256	251	39	31	12
Grievances/problems are redressed/resolved well in time.	296	223	39	17	14

### **Q.1 Teacher is regular and punctual in class**

Out of 589 respondents, 281 respondents have strongly agreed that teachers are regular and punctual. 241 respondents have agreed while 39 respondents are in satisfactorily position. Only 28 respondents have disagreed.

### **Q. 2 The teacher explains the topics efficiently**

535 respondents have indicated that the teacher explains the topics efficiently. 35 respondents have indicated that they are in satisfactory position. Only 19 respondents have disagreed.

### **Q. 3 The teacher uses modern teaching aids/gadgets, handouts, ppts, web resources, etc.**

407 respondents have strongly agreed that their teacher uses modern teaching aids/gadgets, handouts, ppts, web resources, etc. 182 respondents also have agreed to the above statement.

**Q.4 The teacher uses non-traditional methods of evaluation like quiz, seminars,assignments, classroom presentations/participation (or any other method).**

538 students have agreed that their teacher uses non-traditional methods of evaluation like quiz, seminars,assignments, classroom presentations/participation. 38 respondents were in satisfactory position. Only 13 respondents have disagreed the above statement.

**Q. 5 Teacher prompts to ask questions**

507 students have agreed that their teacher uses non-traditional methods of evaluation like quiz, seminars,assignments, classroom presentations/participation. 39 respondents were in satisfactory position. Only 43 respondents have disagreed the above statement.

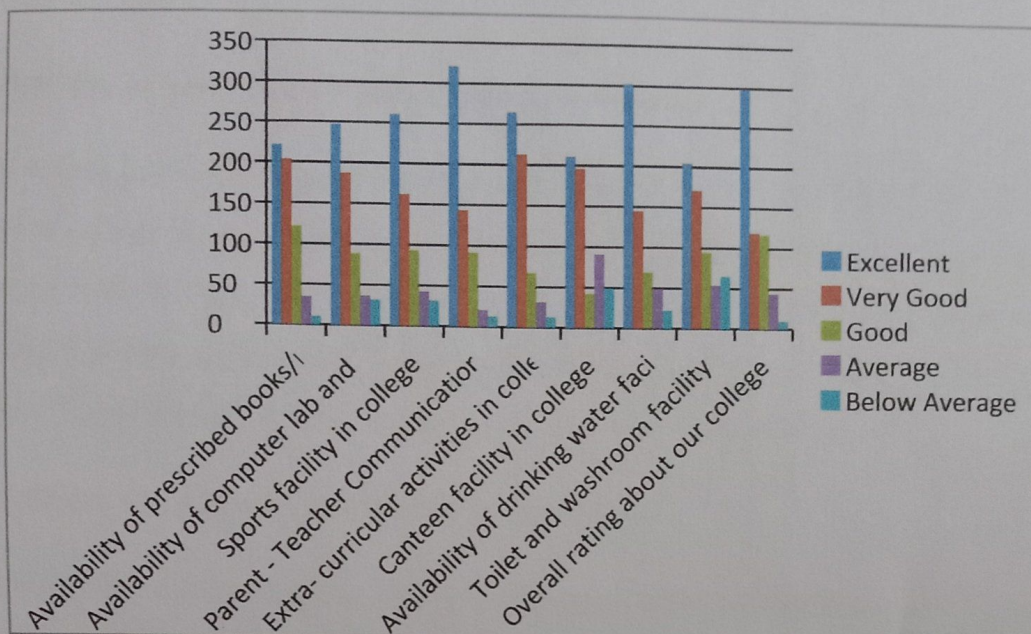
**Q. 6 Grievances/problems are redressed/resolved well in time.**

296 respondents have strongly agreed that their Grievances/problems are redressed/resolved well in time. 223 respondents have agreed with the above statement and 39 respondents were in satisfactory position. Only 31 respondents have disagreed with the above statement.

From above interpretation it is evident that most of the respondents have agreed that the academics related matters of pazhassiraja college is conducted well in manner.

**Graph no. 2**

**Graph showing students feed back on infrastructural facility of pazhasiraja college, pulpally**



**Table no. 2**

**Table showing students feed back on infrastructural facility of pazhasiraja college, pulpally**

	Excellent	Very Good	Good	Average	Below Average
Availability of prescribed books/reading materials.	221	203	121	34	10
Availability of computer lab and library facilities	247	187	88	36	31
Sports facility in college	261	162	93	42	31
Parent - Teacher Communication	321	143	91	21	13
Extra- curricular activities in college	265	213	67	31	13
Canteen facility in college	211	196	42	91	49
Availability of drinking water facility	303	145	69	49	23

Toilet and washroom facility	205	171	94	54	65
Overall rating about our college	145	129	123	35	5

**Q 1. Availability of prescribed books/reading materials.**

Out of 589 respondents 221 respondents have agreed that the college library has an excellent and very good collection of books and reading materials for students. 203 respondents have indicated that the books and reading materials available is good. 121 respondents have mentioned that they felt the books and reading materials are not upto the standard. 44 respondents have mentioned that they felt the books and reading materials are not upto the standard.

**Q 2. Availability of computer lab and library facilities**

247 respondents have indicated that we have very good and excellent computer lab and library facilities. 187 students mentioned that these facilities were good. 88 students felt that it was average while 31 students mentioned that it was below average.

**Q3. Sports facility in college**

261 students have indicated that our college has very good and excellent Sports facility in college. 162 respondents have agreed that the sports facility provided by college is good. 93 students indicated that it was average while 13 students mentioned that it was below average.

**Q4. Extra- curricular activities in college**

265 students felt that the Extra- curricular activities conducted in our college was very good. 213 students mentioned that it was good while 67 students felt that it as average and 13 have disagreed with the above statement.

**Q5. Canteen facility in college**

Regarding canteen facility of our college, 211 students have indicated that it's very good and excellent. 196 students felt that it was good. 42 felt that it was average while 49 felt that it was below average.

**Q6. Availability of drinking water facility**

303 respondents indicated that drinking water facility provided in our college is excellent and very good. While 145 respondents have indicated that it was good while 69 felt it was average and 23 felt that it was below average.

**Q. 7 Toilet and washroom facility**

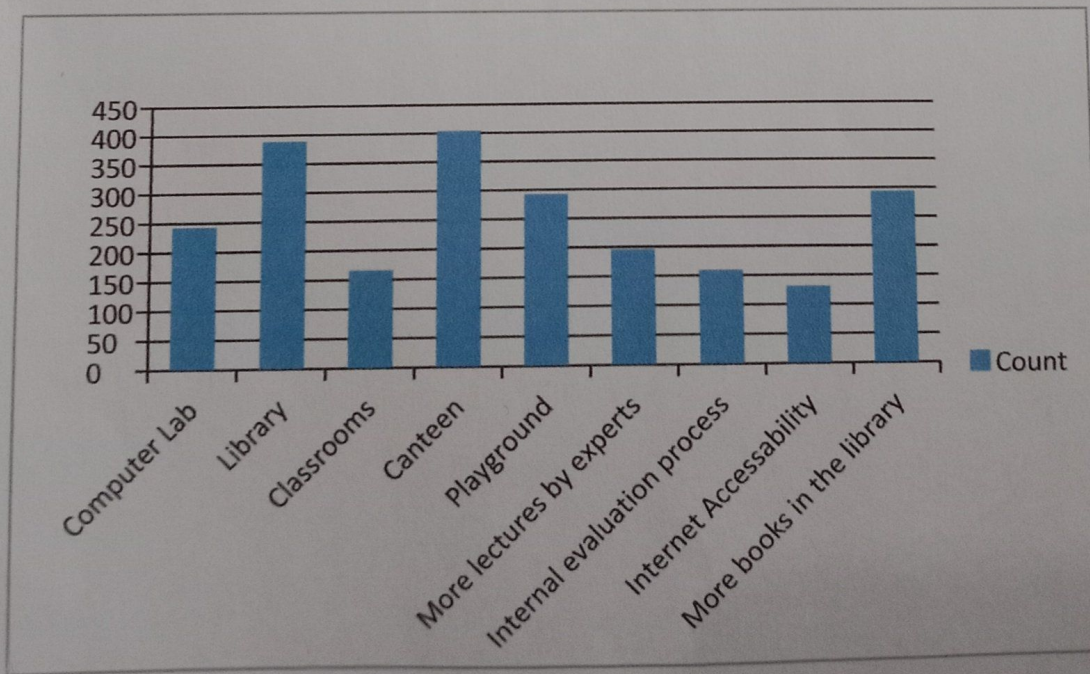
205 respondents mentioned that toilet and washroom facility provided by our college is excellent. 171 respondents indicated that it was good while 94 felt that it was average. Only 65 students mentioned that it was below average.

**Q. 8 Overall rating about our college**

274 respondents mentioned that toilet and washroom facility provided by our college is excellent. 123 respondents indicated that it was good while 35 felt that it was average. Only 10 students mentioned that it was below average.

**Graph no. 3**

**Graph showing students suggestions regarding the areas need to be improved**



**Table no. 3**

**Table showing students suggestions regarding the areas need to be improved**

Facilities	Count	%
Computer Lab	243	41.26
Library	389	66.04
Classrooms	165	28.01
Canteen	404	68.59
Playground	293	49.75
More lectures by experts	195	33.11
Internal evaluation process	159	26.99
Internet Accessibility	131	22.24
More books in the library	294	49.92
Extra/Remedial Classes	221	37.52

From the above graph we can see that most of the students (68.59%) have indicated that college has to improve the canteen facility. 22.24% of students have indicated that the college should provide internet facility and 28.01 % felt that classroom conditions have to be improved. 49.92% have suggested that college library can add more books and 66.04% of students mentioned that library services can be improved. 49.75% of students have indicated that we need to improve playground. 41.26% of students indicated that facilities provided by computer lab should be improved while 37.52% of students suggested that college should provide more extra/ remedial classes.