

PAZHASSIRAJA COLLEGE PULPALLY

**STUDENTS SATISFACTION SURVEY
2023-24**

REPORT OF STUDENTS SATISFACTION SURVEY

Pazhassiraja College Pulpally has conducted students' satisfaction survey to evaluate students' satisfaction with the existing facilities for academic and non-academic facilities. Along with that we also checked student's requirement for further improvement of our institution. Data have been collected from 1034 students who are studying in various Departments of our college. The result from the analysis have been given below.

Table no:1

Table showing students feedback on academic related matters:

	Strongly Agree	Agree	Satisfactory	Disagree	Strongly Disagree
Teacher is regular and punctual	788	128	88	18	12
The teacher explains the topics efficiently	621	101	19	22	5
The teacher uses modern teaching aids/gadgets, PPT, web resources, etc	465	455	222	11	8
The teacher uses non-traditional methods of evaluation like quiz, seminars, assignments, classroom, presentation/participation,	225	118	85	65	19
Teacher prompts to ask questions	245	215	75	48	35
Grievances/problems are redressed/resolved well in time	780	112	75	16	11

Graph no:1

Graph showing students feedback on academic related matters:

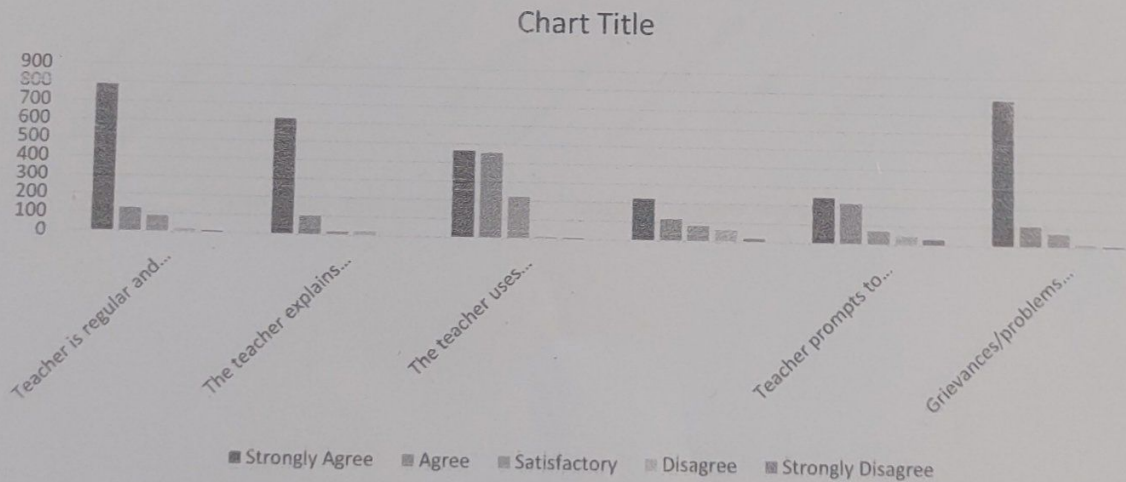


Table no:2

Table showing students feedback on infrastructural facility

	Excellent	Very Good	Good	Average	Below Average
Availability of prescribed books and reading materials	688	101	67	22	15
Sports facility in college	777	88	21	33	19
Availability of Computer lab and library facility	418	331	247	15	7
Parent-Teacher Communication	711	101	78	54	17
Extra – curricular activities in the college	637	127	65	55	21
Canteen facility in the college	512	107	55	14	21
Drinking water facility in the college	715	189	29	48	19
Toilet and washroom facility	617	175	45	38	22
Overall rating about the college	775	78	18	23	17

Graph no:2

Graph showing students feedback on academic related matters:

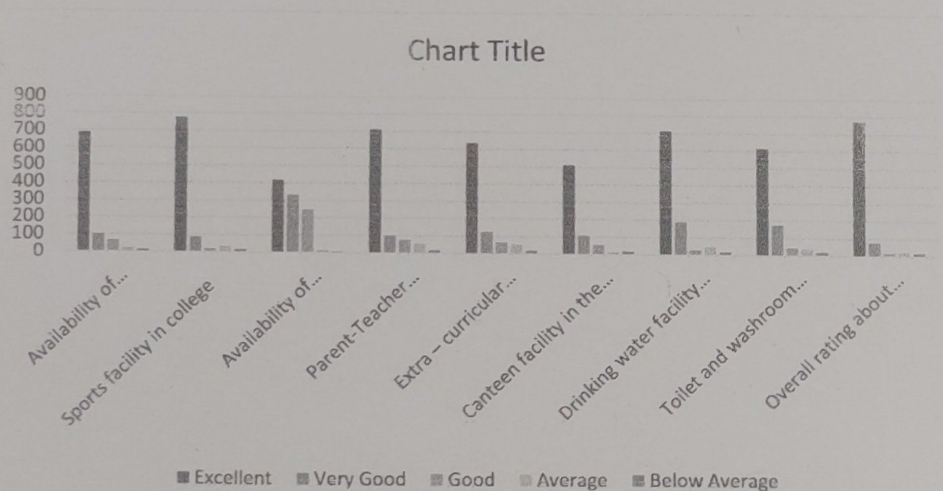
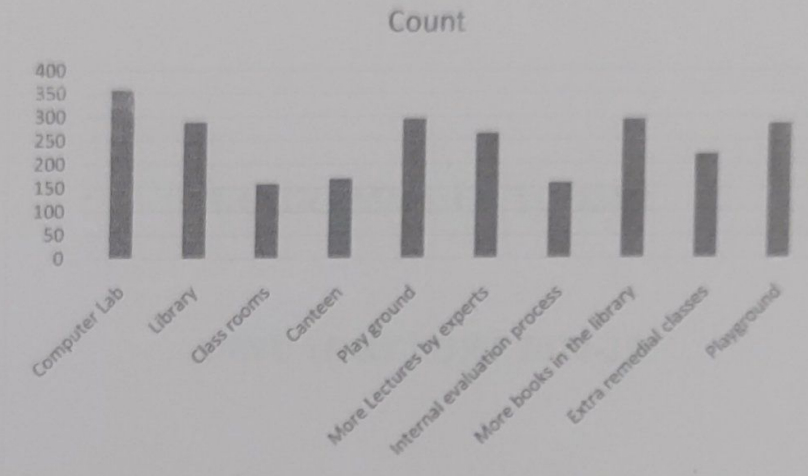



Table no:3


Table showing students suggestions regarding areas need to be improved

Facilities	Count	Percentage
Computer Lab	356	34.42
Library	289	27.94
Class rooms	158	15.28
Canteen	169	16.34
Play ground	295	28.52
More Lectures by experts	264	25.53
Internal evaluation process	159	15.37
More books in the library	294	28.43
Extra remedial classes	221	21.37
Playground	285	27.56

Graph no:3 showing students suggestions regarding areas need to be improved




Coordinator
IQAC
Pazhassiraja College
Pulpally, Wayanad


ASSISTANT PROFESSOR
IN CHARGE OF PRINCIPAL
PAZHASSIRAJA COLLEGE
PULPALLY - 673579