

PAZHASSIRAJA COLLEGE, PULPALLY

Students satisfaction survey 2018-2019

Pazhassiraja College, Pulpally has conducted student satisfaction survey to evaluate students expectation has met with facilities provided by college. Mainly two areas were analyzed namely, academics and infrastructure facilities. Along with that we also checked student's requirements for further improvement of our institution. Data have been collected from 334 students who are studying in various departments of our college. The results from the analysis have been given below.

Graph no. 1

Graph showing student's feedback on academic related matters

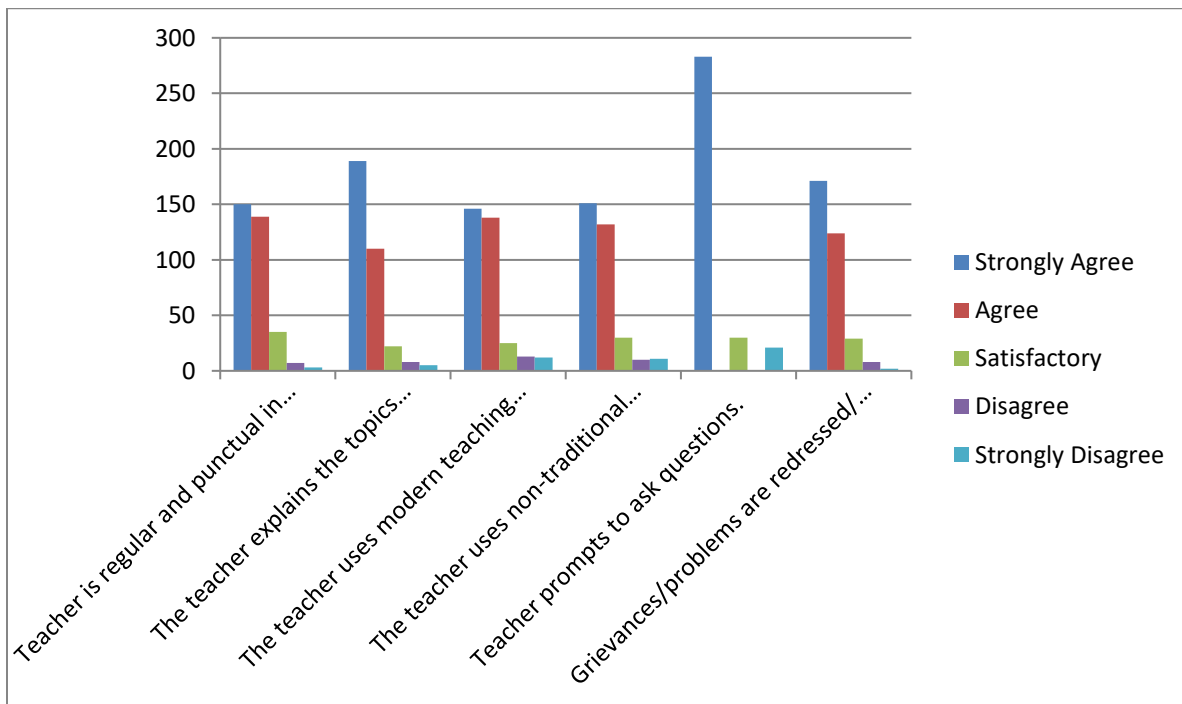


Table no. 1

Table showing student's feedback on academic related matters

	Strongly Agree	Agree	Satisfactory	Disagree	Strongly Disagree
Teacher is regular and punctual in class	150	139	35	7	3
The teacher explains the topics efficiently	189	110	22	8	5
The teacher uses modern teaching aids/gadgets, handouts, ppts, web resources, etc.	146	138	25	13	12
The teacher uses non-traditional methods of evaluation like quiz, seminars, assignments, classroom presentations/participation (or any other method).	163	101	41	15	14
Teacher prompts to ask questions.	222	182	26	4	3
Grievances/problems are redressed/ resolved well in time.	171	124	29	8	2

Q.1 Teacher is regular and punctual in class

Out of 334 respondents, 150 respondents have strongly agreed that teachers are regular and punctual. 139 respondents have agreed while 35 respondents are in satisfactorily position. Only 10 respondents have disagreed.

Q. 2 The teacher explains the topics efficiently

299 respondents have indicated that the teacher explains the topics efficiently. 22 respondents have indicated that they are in satisfactory position. Only 13 respondents have disagreed.

Q. 3 The teacher uses modern teaching aids/gadgets, handouts, ppts, web resources, etc.

146 respondents have strongly agreed that their teacher uses modern teaching aids/gadgets, handouts, ppts, web resources, etc. 138 respondents also have agreed to the above statement. Only 25 respondents are in satisfactory position. Only 25 respondents have disagreed.

Q.4 The teacher uses non-traditional methods of evaluation like quiz, seminars,assignments, classroom presentations/participation (or any other method).

264 students have agreed that their teacher uses non-traditional methods of evaluation like quiz, seminars,assignments, classroom presentations/participation. 41 respondents were in satisfactory position. Only 29 respondents have disagreed the above statement.

Q. 5 Teacher prompts to ask questions

283 students have agreed that their teacher uses non-traditional methods of evaluation like quiz, seminars, assignments, classroom presentations/participation. 30 respondents were in satisfactory position. Only 21 respondents have disagreed the above statement.

Q. 6 Grievances/problems are redressed/resolved well in time.

171 respondents have strongly agreed that their Grievances/problems are redressed/ resolved well in time. 124 respondents have agreed with the above statement and 29 respondents were in satisfactory position. Only 10 respondents have disagreed with the above statement.

From above interpretation it is evident that most of the respondents have agreed that the academics related matters of pazhassiraja college is conducted well in manner.

Graph no. 2

Graph showing students feed back on infrastructural facility of pazhasiraja college, pulpally

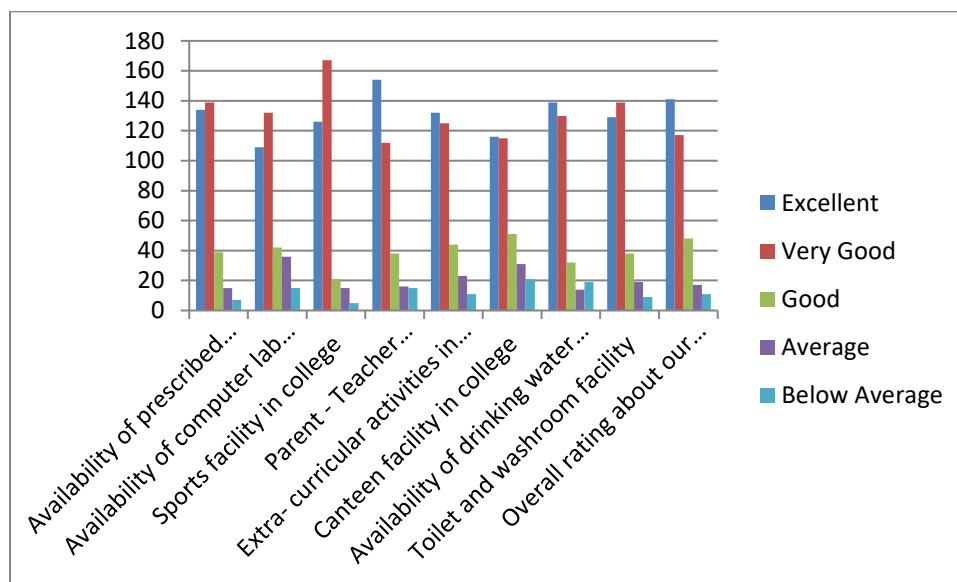


Table no. 2

Table showing students feed back on infrastructural facility of pazhasiraja college, pulpally

	Excellent	Very Good	Good	Average	Below Average
Availability of prescribed books/reading materials.	134	139	39	15	7
Availability of computer lab and library facilities	109	132	42	36	15
Sports facility in college	126	167	21	15	5
Parent - Teacher Communication	154	112	38	16	15
Extra- curricular activities in college	132	125	44	23	11
Canteen facility in college	116	115	51	31	21
Availability of drinking water facility	139	130	32	14	19
Toilet and washroom facility	129	139	38	19	9
Overall rating about our college	141	117	48	17	11

Q 1. Availability of prescribed books/reading materials.

Out of 334 respondents 134 respondents have agreed that the college library has an excellent and very good collection of books and reading materials for students. 139 respondents have indicated that the books and reading materials available is good. 39 respondents have mentioned that they felt the books and reading materials are not upto the standard. 22 respondents have mentioned that they felt the books and reading materials are not upto the standard.

Q 2. Availability of computer lab and library facilities

109 respondents have indicated that we have very good and excellent computer lab and library facilities. 132 students mentioned that these facilities were good. 42 students felt that it was average while 51 students mentioned that it was below average.

Q3. Sports facility in college

126 students have indicated that our college has very good and excellent Sports facility in college. 167 respondents have agreed that the sports facility provided by college is good. 21 students indicated that it was average while 20 students mentioned that it was below average.

Q4. Extra- curricular activities in college

132 students felt that the Extra- curricular activities conducted in our college was very good. 125 students mentioned that it was good while 44 students felt that it as average and 34 have disagreed with the above statement.

Q5. Canteen facility in college

Regarding canteen facility of our college, 116 students have indicated that it's very good and excellent. 115 students felt that it was good. 51 felt that it was average while 52 felt that it was below average.

Q6. Availability of drinking water facility

139 respondents indicated that drinking water facility provided in our college is excellent and very good. While 130 respondents have indicated that it was good while 32 felt it was average and 34 felt that it was below average.

Q. 7 Toilet and washroom facility

129 respondents mentioned that toilet and washroom facility provided by our college is excellent. 139 respondents indicated that it was good while 38 felt that it was average. Only 27 students mentioned that it was below average.

Q. 8 Overall rating about our college

141 respondents mentioned that toilet and washroom facility provided by our college is excellent. 117 respondents indicated that it was good while 48 felt that it was average. Only 28 students mentioned that it was below average.

Graph no. 3

Graph showing students suggestions regarding the areas need to be improved

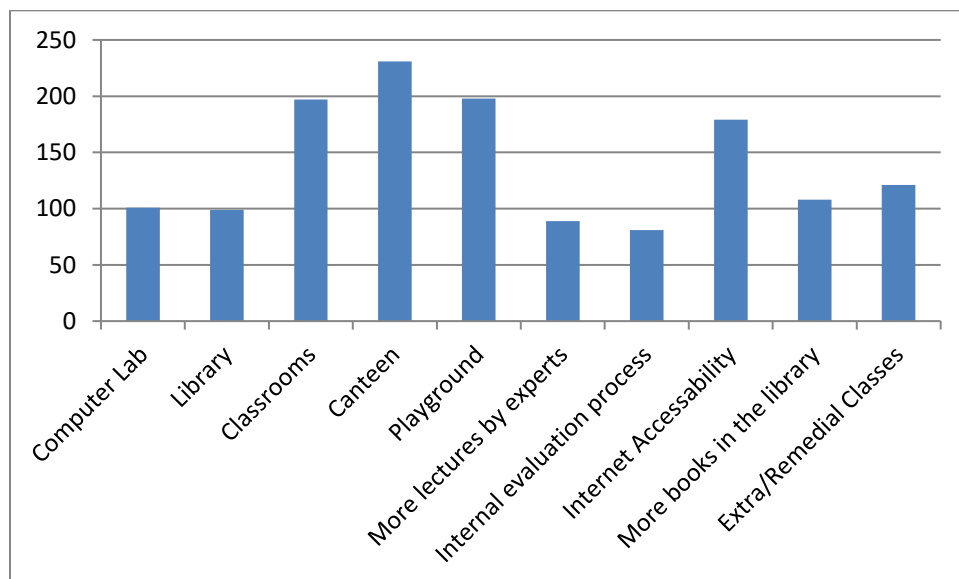


Table no. 3

Table showing students suggestions regarding the areas need to be improved

Facilities	Count	%
Computer Lab	101	30.24
Library	99	29.64
Classrooms	197	58.98
Canteen	231	69.16
Playground	91	28.11
More lectures by experts	89	26.65
Internal evaluation process	81	24.25
Internet Accessibility	179	53.59
More books in the library	108	32.34
Extra/Remedial Classes	121	36.23

From the above graph we can see that most of the students (69.16%) have indicated that college has to improve the canteen facility. 53.59% of students have indicated that the college should provide internet facility and 58.98 % felt that classroom conditions have to be improved. 29.64% have suggested that college library can add more books and 32.34% of students mentioned that library services can be improved. 28.11% of students have indicated that we need to improve playground. 30.24% of students indicated that facilities provided by computer lab should be improved while 36.23% of students suggested that college should provide more extra/ remedial classed.